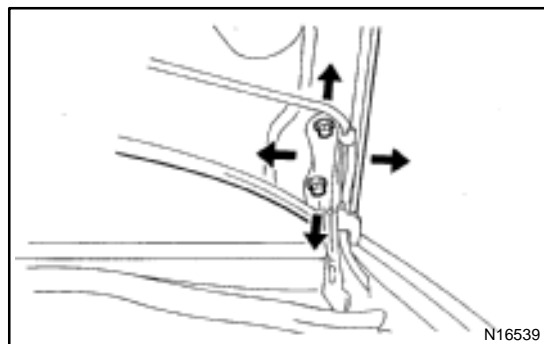


HOOD ADJUSTMENT

HINT:

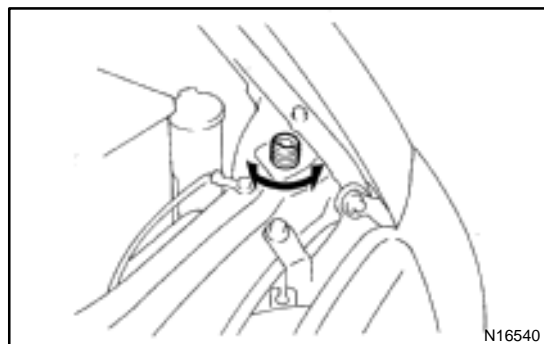
Since the centering bolt is used as the hood hinge set bolt, the hood cannot be adjusted with it on. Substitute the bolt with washer for the centering bolt.



1. ADJUST HOOD IN FORWARD/REARWARD AND LEFT/RIGHT DIRECTIONS

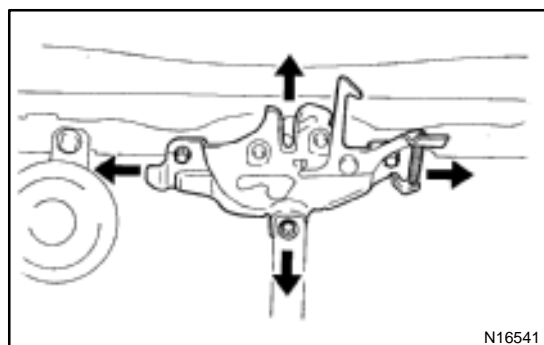
Adjust the hood by loosening the hood side hinge bolts.

Torque: 13 N·m (130 kgf·cm, 9.4 ft·lbf)



2. ADJUST FRONT EDGE OF HOOD IN VERTICAL DIRECTIONS

Adjust the hood by turning the cushions.



3. ADJUST HOOD LOCK

Adjust the lock by loosening bolts.

Torque: 8.3 N·m (85 kgf·cm, 74 in·lbf)